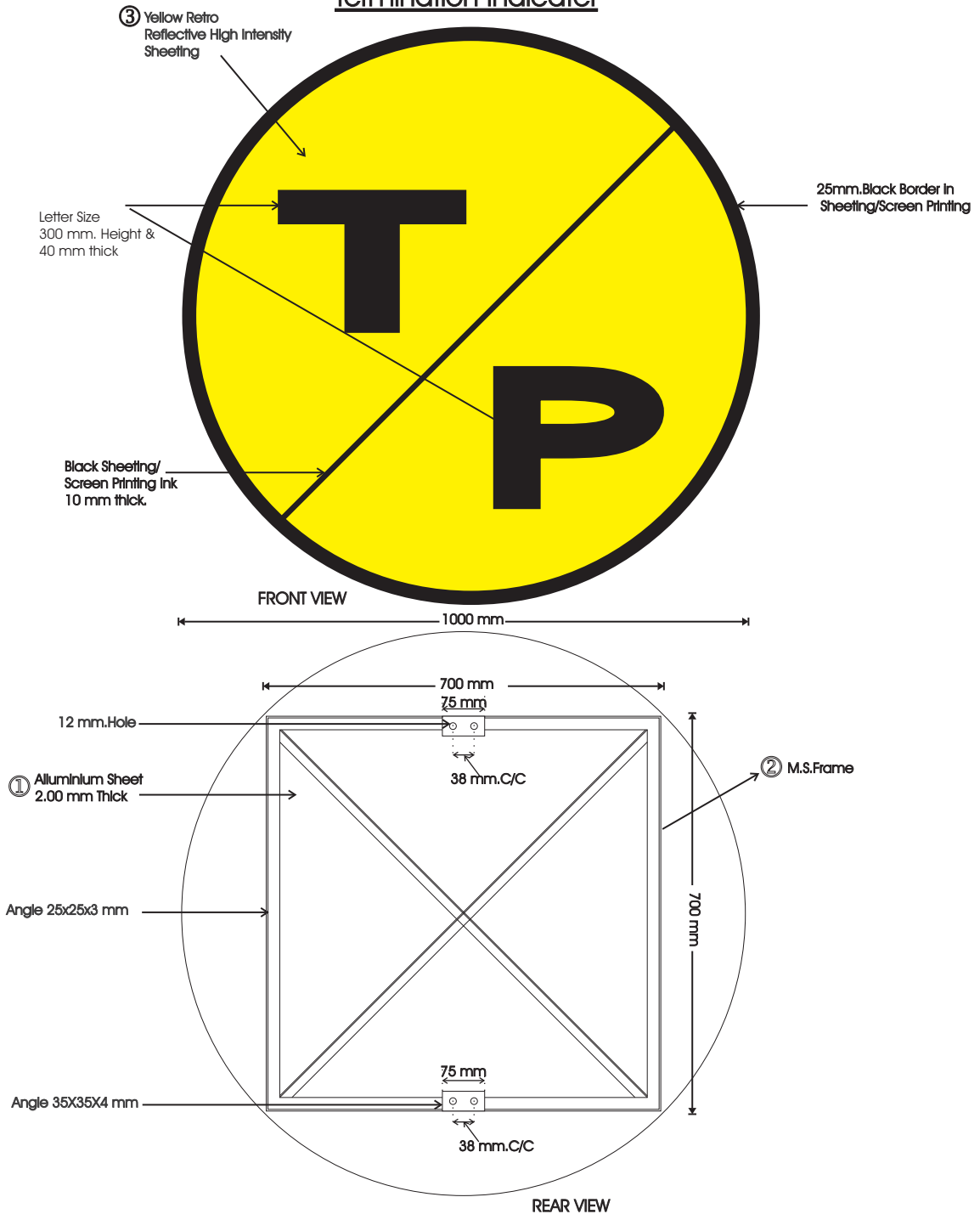


Termination Indicator

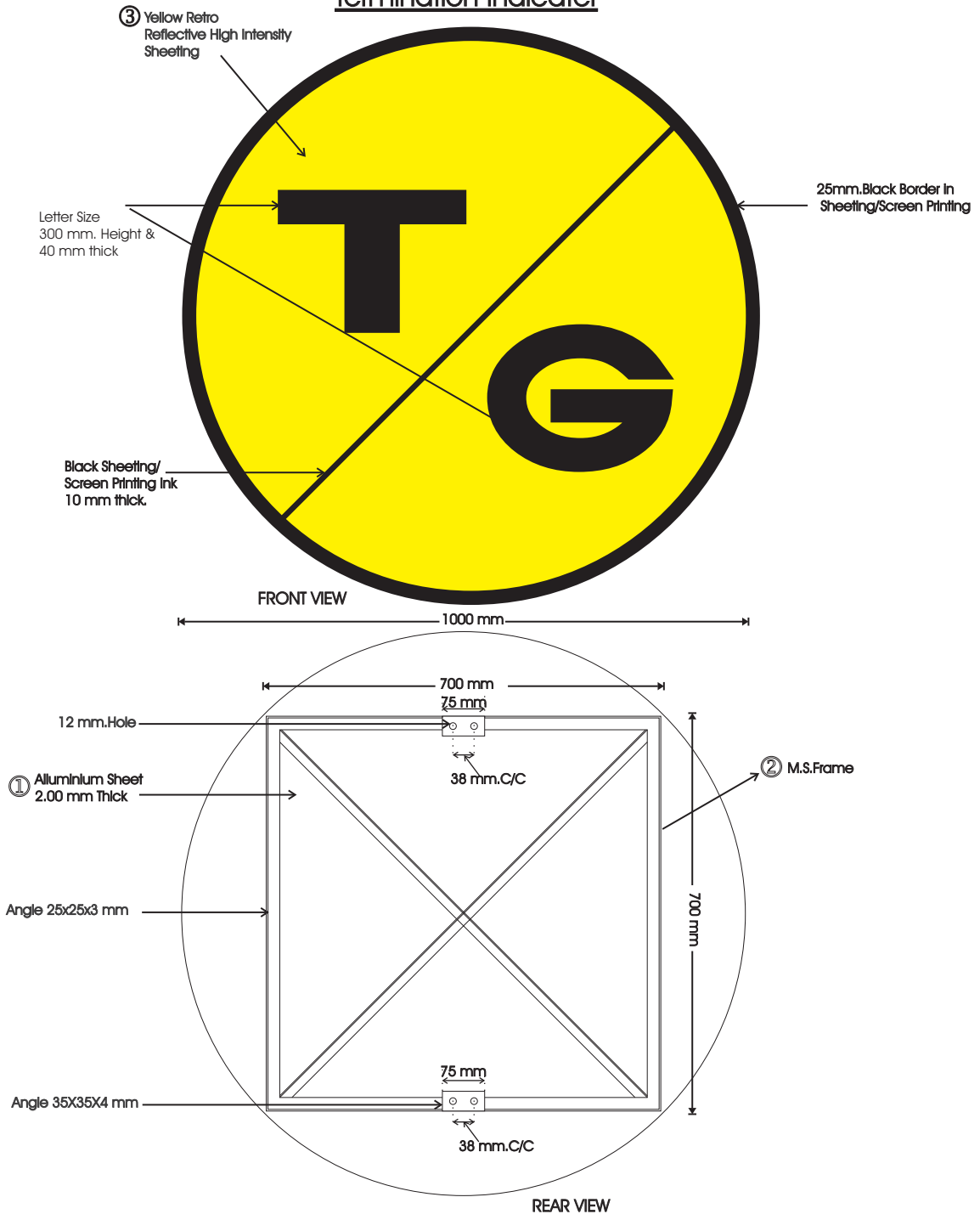


- NOTE:**
1. Back side of the board should be painted in gray colour.
 2. Aluminium Sheet ① should be popp rivetted with MS angle iron frame ②.
 3. Retro Reflective Sheeting should be weather resistant and show colour fasiness.
 4. There should be no cracking, scaling, pitting, blistering, edge lifting.
 5. Minimum co-efficient of Retro Reflection in candles per Lux per sqm. should be as per table
 6. Board should be confirm to RDSO Specn no CT/MS/SD/WW Dt. 29. 10.90 Circulated by Railway Board Vide Letter no 94/CE-II/TK/6 Dt. 6.4.99

Ref. No	Description	No/Unit	Material	Specn.
3.	Retro Reflective Sheeting	1	High Intensity Encapsulated	ASTM D4956-93b
2.	Frame	1	M.S. Angle	IS.226
1.	Alluminium Alloy Sheet	1	Alluminium Alloy	IS.736
Lakshmi Industrial Corporation Meerut			Drg.no. LIC/Termination(T/P)/High Intensity /03.	

Observation angle in Deg.	Entrance angle in Deg.	Yellow
0.2	-4	170
0.2	+30	100
0.5	-4	62
0.5	+30	45

Termination Indicator

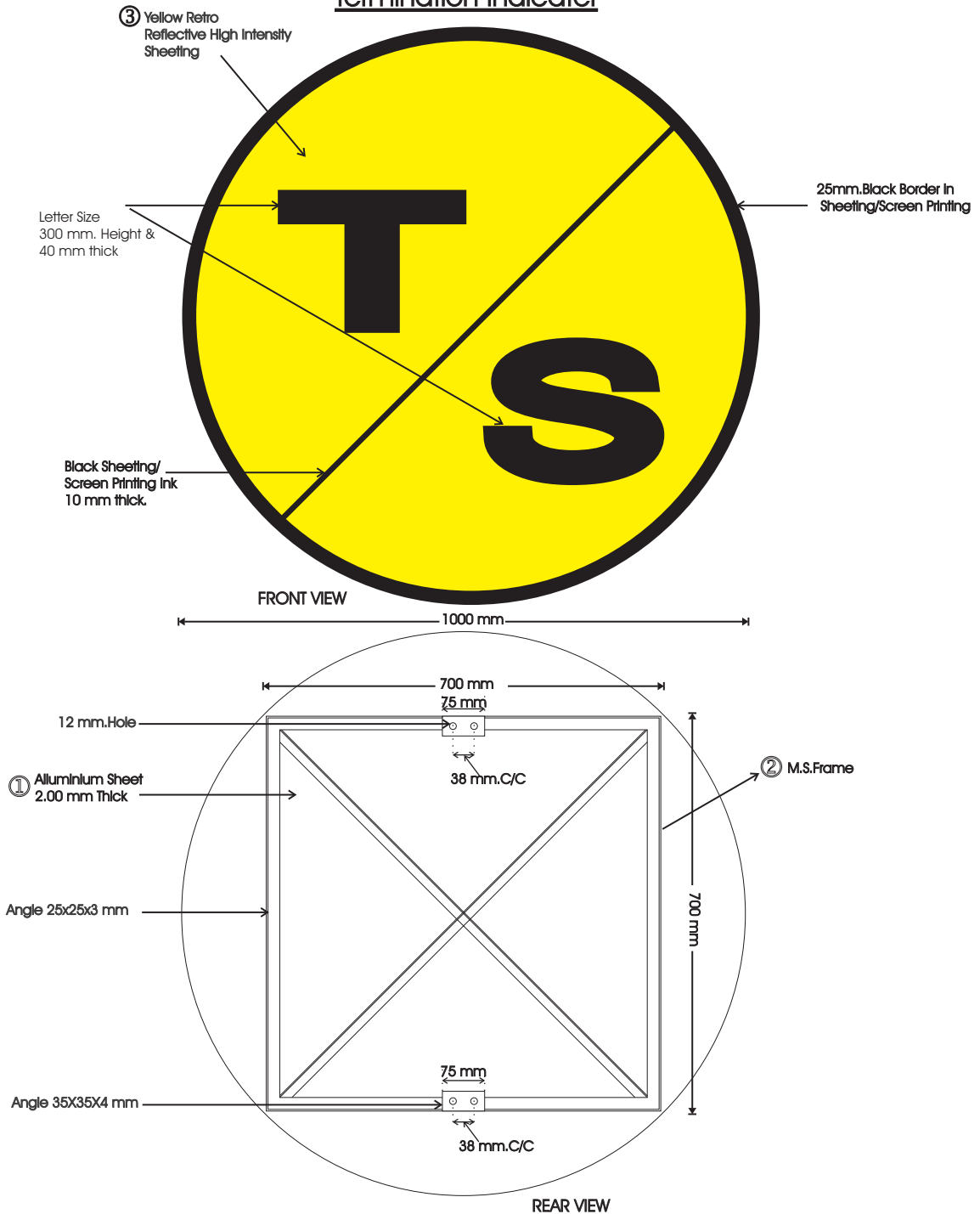


- NOTE:**
1. Back side of the board should be painted in gray colour.
 2. Aluminium Sheet ① should be popp rivetted with MS angle iron frame ②.
 3. Retro Reflective Sheeting should be weather resistant and show colour fasiness.
 4. There should be no cracking, scaling, pitting, blistering, edge lifting.
 5. Minimum co-efficient of Retro Reflection in candles per Lux per sqm. should be as per table
 6. Board should be confirm to RDSO Specn no CT/MS/SD/WW Dt. 29. 10. 90 Circulated by Railway Board Vide Letter no 94/CE-II/TK/6 Dt. 6. 4. 99

Ref. No	Description	No/Unit	Material	Specn.
3.	Retro Reflective Sheeting	1	High Intensity Encapsulated	ASTM D4956-93b
2.	Frame	1	M.S. Angle	IS. 226
1.	Alluminium Alloy Sheet	1	Alluminium Alloy	IS. 736
Lakshmi Industrial Corporation Meerut			Dirg.no. LIC/Termination[I/G]/High Intensity /03 A	

Observation angle in Deg.	Entrance angle in Deg.	Yellow
0.2	-4	170
0.2	+30	100
0.5	-4	62
0.5	+30	45

Termination Indicator

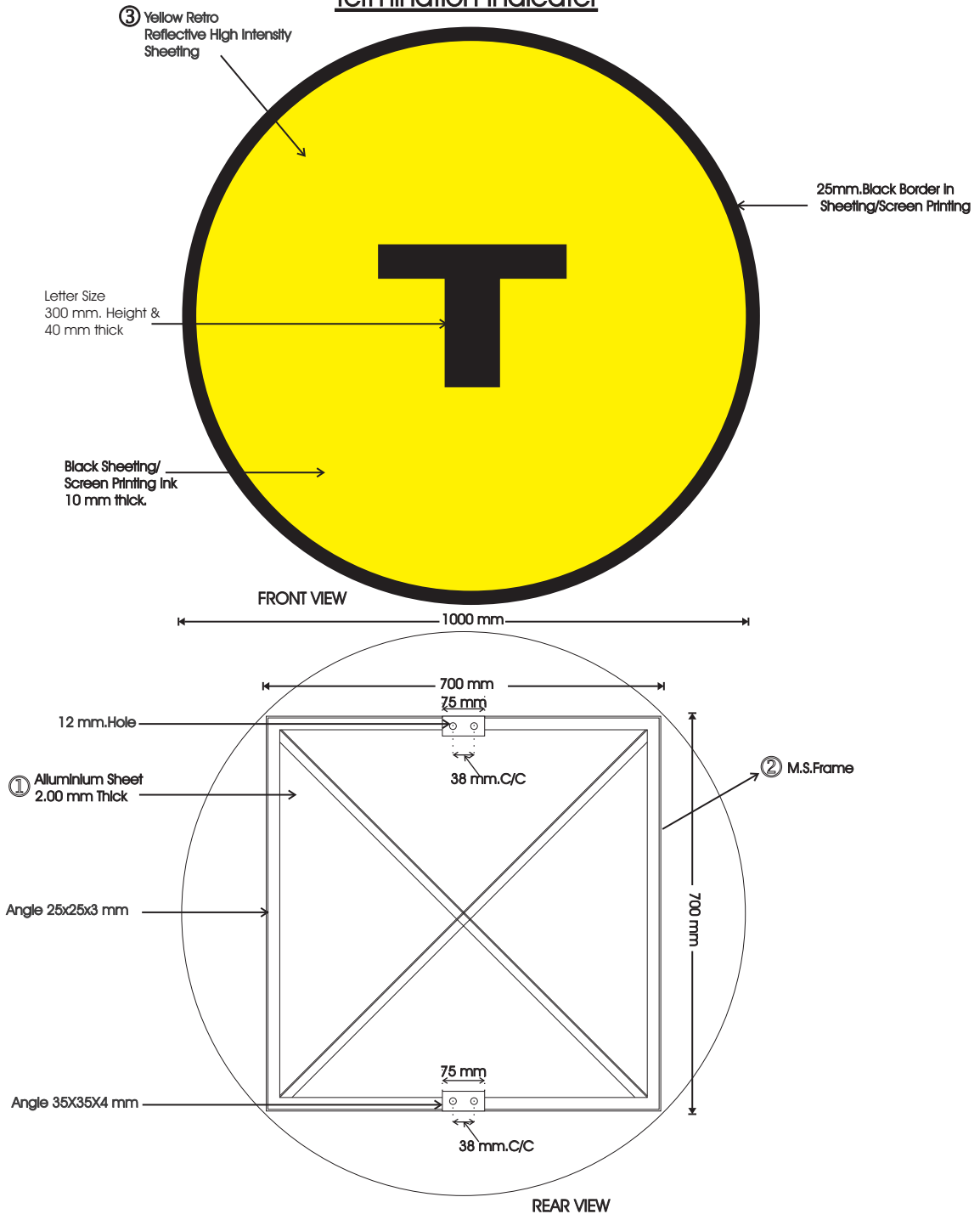


- NOTE:**
1. Back side of the board should be painted in gray colour.
 2. Aluminium Sheet ① should be popp rivetted with MS angle iron frame ②.
 3. Retro Reflective Sheeting should be weather resistant and show colour fasiness.
 4. There should be no cracking, scaling, pitting, blistering, edge lifting.
 5. Minimum co-efficient of Retro Reflection in candles per Lux per sqm. should be as per table
 6. Board should be confirm to RDSO Specn no CT/MS/SD/WW Dt. 29. 10.90 Circulated by Railway Board Vide Letter no 94/CE-II/TK/6 Dt. 6.4.99

Ref. No.	Description	No/Unit	Material	Specn.
3.	Retro Reflective Sheeting	1	High Intensity Encapsulated	ASTM D4956-93b
2.	Frame	1	M.S. Angle	IS.226
1.	Alluminium Alloy Sheet	1	Alluminium Alloy	IS.736
Lakshmi Industrial Corporation Meerut		Drg.no. UC/Termination[T/S]/High Intensity /03 B.		

Observation angle in Deg.	Entrance angle in Deg.	Yellow
0.2	-4	170
0.2	+30	100
0.5	-4	62
0.5	+30	45

Termination Indicator



- NOTE:**
1. Back side of the board should be painted in gray colour.
 2. Aluminium Sheet ① should be popp rivetted with MS angle iron frame ②.
 3. Retro Reflective Sheeting should be weather resistant and show colour fasiness.
 4. There should be no cracking, scaling, pitting, blistering, edge lifting.
 5. Minimum co-efficient of Retro Reflection in candles per Lux per sqm. should be as per table
 6. Board should be confirm to RDSO Specn no CT/MS/SD/WW Dt. 29. 10.90 Circulated by Railway Board Vide Letter no 94/CE-II/TK/6 Dt. 6.4.99

Ref. No	Description	No/Unit	Material	Specn.
3.	Retro Reflective Sheeting	1	High Intensity Encapsulated	ASTM D4956-93b
2.	Frame	1	M.S.Angle	IS.226
1.	Alluminium Alloy Sheet	1	Alluminium Alloy	IS.736
Lakshmi Industrial Corporation Meerut		Dirg.no. LIC/Termination [T]/High Intensity /03 C.		

Observation angle in Deg.	Entrance angle in Deg.	Yellow
0.2	-4	170
0.2	+30	100
0.5	-4	62
0.5	+30	45